Endeavour SILVER

NSYE:EXK | TSX:EDR | FRA:EJD

Building on Our Vision of Becoming a Premier Senior Silver Producer

Endeavour Silver is a mid-tier silver producer with mining operations in Mexico and Peru. In addition to its operational mines, the Company maintains a diverse portfolio of exploration projects across Mexico, Chile, and the United States. This robust pipeline supports Endeavour's strategy for organic growth, reinforcing its ambition to become a leading senior silver producer, while focusing on sustainable development and operational excellence, while creating long-term value for its stakeholders.

$287.9M USD
CASH POSITION
as of September 30, 2026

11.2 Moz AgEq[1]
2025 PRODUCTION

2026
Consolidated Outlook[2][3]

7.8 - 8.1 Moz
Silver Production

42.0 - 43.5 koz
Gold Production

13.7 - 14.3 Moz
Silver Equivalent Production[1]

1. Silver equivalents for 2026 are calculated using 90:1 Ag:Au, 45 silver oz to 1 lead tonne; 61 silver oz to 1 zinc tonne; 238 silver oz to 1 copper tonne ratios. Silver equivalents for 2025 are calculated using 80:1 Ag:Au, 60 silver oz to 1 lead tonne; 85 silver oz to 1 zinc tonne; 300 silver oz to 1 cooper tonne ratios
2. Endeavour Silver Announces Q3 2026 Financial Results and Updates 2026 Guidance
3. Net of by-product credits



Updated September 2026

Endeavour SILVER

NSYE:EXK | TSX:EDR | FRA:EJD

Building on Our Vision of Becoming a Premier Senior Silver Producer

Analyst Coverage

B Riley FBR - Nick Giles
BMO Capital Markets - Kevin O'Halloran
CIBC World Markets - Cosmos Chiu
Global Alliance - Jake Sekelsky
H.C. Wainwright - Heiko Ihle
National Bank - Alex Terentiew
TD Securities - Wayne Lam

Cautionary Note on Forward-Looking Statements

This fact sheet contains "forward-looking statements" within the meaning of the U.S. Securities Litigation Reform Act of 1995, as amended, and "forward-looking information" within the meaning of applicable Canadian securities legislation. Such forward looking statements and information include, but are not limited to, statements regarding the potential for growth from exploration, the creation of long-term value, Endeavour Silver's strategies and plans to become a senior silver producer, Endeavour Silver's outlook for 2026, including outlook for silver, gold, lead, zinc and copper and equivalent production, financial results, silver and gold grades and recoveries, capital expenditures, cash costs, all-in sustaining costs and sustaining capital, and the timing and results of various activities.

Endeavour Silver does not intend to, and does not assume any obligation to, update such forward-looking statements or information, other than as required by applicable law. Forward-looking statements or information involve known and unknown risks, uncertainties and other factors and are based on assumptions that may cause the actual results, level of activity, performance or achievements of Endeavour Silver and its operations to be materially different from those expressed or implied by such statements. Such factors and assumptions include, among others, the factors described under "Risk Factors" in Endeavour Silver's most recent form 40F/Annual Information Form filed with the S.E.C. and Canadian securities regulatory authorities. Forward-looking statements are based on assumptions management believes to be reasonable, including but not limited to the continued operation of the Company's mining operations, no material adverse change in the market price of commodities and that mining products will be completed and achieve their stated production outcomes. Although Endeavour Silver has attempted to identify important factors that could cause actual results to differ materially from those contained in forward-looking statements or information, there may be other factors that cause results to be materially different from those anticipated, described, estimated, assessed or intended. There can be no assurance that any forward-looking statements or information will prove to be accurate as actual results and future events could differ materially from those anticipated in such statements or information. Accordingly, readers should not place undue reliance on forward-looking statements or information.

Certain forward-looking statements and information in this fact sheet may be considered financial outlook or future-oriented financial information (collectively, the "FOFI") within the meaning of applicable Canadian securities legislation. Such information, including the Company's anticipated cash costs, all-in sustaining costs and sustaining capital in 2026, are subject to the same assumptions, risk factors and qualifications as set forth in the above paragraphs. The Company's actual results and performance could differ materially from those expressed in, or implied by, such FOFI. The Company disclaims any intention or obligation to update or revise any FOFI in this presentation, as a result of new information, future events or otherwise, unless required pursuant to applicable law. FOFI contained in this presentation was made as on the date stated and was provided for the purpose of describing the Company's anticipated performance. Readers are cautioned that such financial outlook may not be appropriate for other purposes.

Non-IFRS Financial Measures
The Company has included certain performance measures that are not defined under International Financial Reporting Standards (IFRS). The Company believes that these measures, in addition to conventional measures prepared in accordance with IFRS, provides investors with an improved ability to evaluate the underlying performance of the Company. The non-IFRS measures are intended to provide additional information and should not be considered in isolation or as a substitute for measures of performance prepared in accordance with IFRS as an indicator of performance.
These measures do not have any standardized meaning prescribed under IFRS and therefore may not be comparable to other issuers with similar descriptions.
Full reconciliation and definitions of each of these measures are provided in the Company's management discussion and analysis as filed on SEDAR+ and posted on the Company website.

Cash costs ("Cash costs") per ounce - Cash costs per ounce is a non-IFRS measure. In the silver mining industry, this metric is a common performance measure that does not have a standardized meaning under IFRS. Cash costs include direct costs (including smelting, refining, transportation and selling costs), royalties and special mining duty and changes in finished goods inventory net of gold credits. For the purpose of the FS, special mining duty has not been included in cash costs but is included in tax expense .

Mine Site - All-in sustaining costs ("MAISC") and All-in sustaining cost ("AISC") per ounce - MAISC and AISC per ounce are non-IFRS measures. These measures are intended to assist readers in evaluating the total cost of producing silver from operations. While there is no standardized meaning across the industry for AISC measures, the Company's definition conforms to the definition of AISC as set out by the World Gold Council and used as a standard of the Silver Institute. The Company defines AISC as the cash operating costs (as defined above), reclamation cost accretion, mine site expensed exploration, corporate general and administration costs and sustaining capital expenditures. For the purpose of the FS, MAISC does not include corporate general and administration costs.

Initial and sustaining capital - Initial and sustaining capital are non-IFRS measures. Initial capital is defined as capital required to develop and construct to bring the mine to commercial production and sustaining capital is defined as the capital required to maintain operations at existing levels. Both measurements are used by management to assess the effectiveness of an investment program.

Qualified Persom
Dale Mah, P.Geo., Vice President Corporate Development, a qualified person under NI 43-101, has approved the scientific and technical information contained in this fact sheet.

Guanacevi

Production:

- 2005-2024: 61.4Moz Ag, 149koz Au
- 2025: 3.9Moz Ag, 13.7koz Au



Full details in the appendix, under Reserves & Resources

Kolpa

Production:

- 2016-2024: 11.1Moz Ag, 119.9 kt Pb, 91.7 kt Zn, 4.6 kt Cu
- 2025 (May 1 – Dec 31, 2025): 1.6Moz Ag, 14.9 kt Pb, 9.0 kt Zn, 0.3 kt Cu (3.4 Moz AgEq [1])



Full details in the appendix, under Reserves & Resources

Terronera

- Endeavour's newest mine
- +10 years LOM (optimized scenario)



Pitarrilla

ADVANCED EXPLORATION

Acquired from SSR Mining in July 2022



Capital Structure

90-day average daily share volume on NYSE	**8**M

Common shares

Issued/Outstanding	**296.2**M
Fully Diluted	**327.5**M

(As of June 30, 2026 unless otherwise noted)

Share Structure

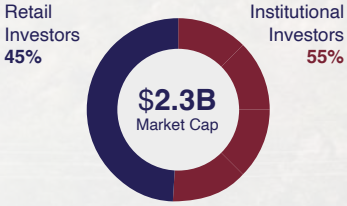

Sector Leading Beta to Silver [1]

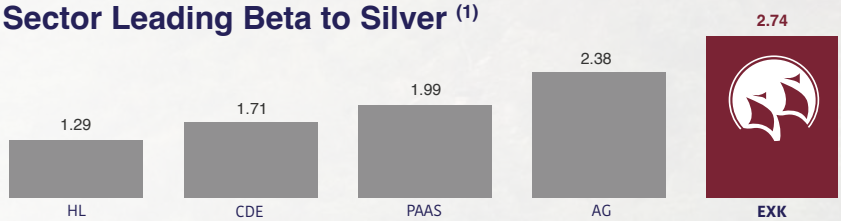

1. Source: 3-year beta as provided by Capital IQ software – as of Novermber 6, 2026

Let's mine a better future.
Connect with us.

1 877 685 9775
info@edrsilver.com
edrsilver.com